

Growing Strawberries

Topic: Living things, Continuity and change

Curriculum link: Science, Studies of Society and the Environment

Text type: Recount

Reading level: 13

Word count: 234

Vocabulary: strawberries, plants, weed, dug, soil, scarecrow, holes, eaten, snail pellets, netting

Possible literacy focus:

Writing in the first person.

Identifying words that indicate a text is written in the first person.

Summary:


This book is about how a boy grows some strawberries.

It describes the steps he takes to grow the plants, as well as what he does to protect them from birds, snails and his pet duck.

Task card

Make a scarecrow


You will need:



material, sticks, wool, paper, felt-tip pens, icypole sticks, large sheet of brown paper, scissors, glue, sticky tape

1. Draw your scarecrow on the sheet of brown paper.
2. Glue material onto the paper for the clothes.
3. Glue wool onto the paper for the hair.
4. Draw the scarecrow's face.
5. Display your scarecrow in the classroom.






Name _____

Tell the story

Cut out the pictures. Write about each picture.
Make a mini book.



Instructions Ask children to order the cut-out pictures to tell the story. Then ask them to paste each picture at the top of half a sheet of A4 paper and to number the pages. Ask them to write about each picture. Staple pages to make a mini book.



Name _____

More than one

Add 's', 'ies' or 'ves' to mean more than one.

| plant | plants |
|-------------------|---------------------|
| bird | |
| hat | |
| hole | |
| snail | |
| pellet | |
| flower | |
| scarecrow | |
| duck | |
| strawberry | strawberries |
| fairy | |
| baby | |
| butterfly | |
| leaf | leaves |
| half | |
| knife | |

Instructions Ask children to read the examples carefully and to tell the different rules. Ask them to add 's', 'ies' and ' ves' to words, paying attention to letters that must be deleted.