

The Hungry Baby

Topic: Family life

Curriculum link: Studies of Society and the Environment

Text type: Narrative

Reading level: 14

Word count: 237

Vocabulary: hungry, baby, morning, bananas, toast, cereal, sausages, food, fruit shop, shopkeeper, supermarket, milk, butcher, bakery, baker

Possible literacy focus:

Using illustrations to develop the story line.

Interpreting the text: Why did the hungry baby smile a lot?


Summary:

This book is about a baby who has a very large appetite. He eats all of the food in the house and then smiles his way into being fed throughout a shopping trip to restock the pantry.

Task card


Menu for the hungry baby

You will need:



A4 paper, felt-tip pens, coloured pencils, ruler

1. Design a menu for the hungry baby.
2. Write the headings: 'Breakfast', 'Lunch', 'Dinner'.
3. Write what hungry baby will eat for each meal.
4. Draw pictures of each meal.





Name _____

Cloze

Fill in the missing words.

Once upon a _____
there was a hungry baby.

Every _____ he woke up
feeling hungry.

He _____ two bananas,
six pieces _____ toast,
four _____ of cereal
and two fat sausages.

One _____ the hungry _____
woke up feeling _____ hungry.

_____ ate six bananas,
twenty pieces of toast,
eight _____ of cereal
and four _____ sausages.


'Oh dear!' said his mother.

'There is no more

_____.'

We'll have to go shopping.'





Name _____

Shopping with hungry baby

Draw what hungry baby's mother is doing in each shop.
Then draw what hungry baby is doing.

What is hungry baby's mother doing?	What is hungry baby doing?
Fruit shop	Fruit shop
Supermarket	Supermarket
Butcher	Butcher
Bakery	Bakery