

Making Pots With Dad

Topic: Visual arts

Curriculum link: The arts

Text type: Recount

Reading level: 15

Word count: 243

Vocabulary: potter, pottery wheel, clay, pot, handle, kiln, oven, glazes

Possible literacy focus:

Understanding the structure and features of recounts.

Identifying the information about making pottery contained in the text.

Learning technical words associated with pottery.

Summary:

This book is about how a boy makes clay pots with his dad.




Task card

Design a pot

You will need:

paper, coloured pencils, felt-tip pens, plasticine.

1. Draw a design for an amazing new pot shape.
2. Label its special features.
3. Use plasticine to make the shape of the pot.
4. Display the shape along with your design.






Name _____

Making a pot

Write about each stage of making a pot.
















Name _____

Pottery words

Write what each word means.



potter



clay



pottery



kiln



glaze



pot

Instructions Ask children to write the meanings using their own words.