



Animals That Sting

Topic: Living things

Curriculum link: Science

Text type: Report

Reading level: 16

Word count: 183

Vocabulary: many, some, all, others, most, sting, poison, danger, tentacles, stinging spines, poison sac

Possible literacy focus:

Understanding the use of classifying language.

Learning new words associated with animals that sting.

Inferring meaning from the text about how and why some animals sting.

Summary:

This book is about animals that have stings. It provides information about how these animals use their stings to protect themselves or to get food.


Task card

Double letter word hunt

You will need:

a copy of *Animals That Sting*, paper, pencils

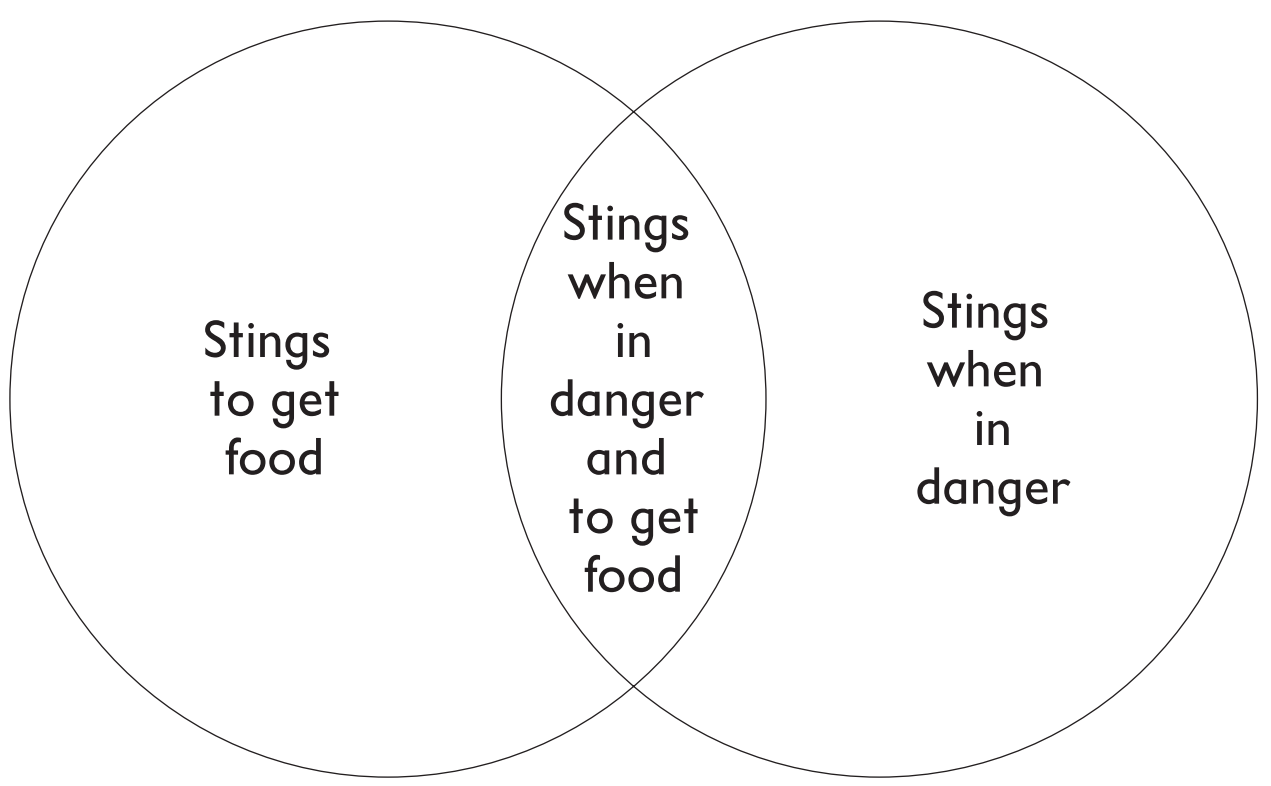
1. Hunt for words that have double letters.
2. Write them down on a sheet of paper.
3. Share your list with a friend.



Name _____

Why do animals sting?







Draw a line from each animal to the part of the circle where it belongs.



Stings to get food

Stings when in danger and to get food

Stings when in danger



Instructions Ask children to sort their cut-outs into three groups before pasting them in.



Name _____

Make a book

Write about each animal to make a mini book.

✂	Animals That Sting by _____
✂	mosquitoes
✂	caterpillars
✂	scorpions
✂	jellyfish
✂	stingrays
✂	bees and wasps
✂	

Instructions Ask the children to write about each animal. Ask them to number and then cut out the pages. Staple the pages together to make a mini book.