









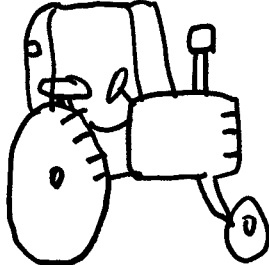





Name _____

Make a book about a farm.

<p>cow</p> 	<p>pig</p> 	<p>sheep</p> 
<p>horse</p> 	<p>goat</p> 	<p>chicken</p> 
<p>apple tree</p> 	<p>bee hive</p> 	<p>corn</p> 
<p>wheat</p> 	<p>tractor</p> 	<p>duck</p> 

Learning focus

Writing/composition

Instructions

Ask the children to use the words in the word bank to write and illustrate a book about a farm. Share these with a friend.


Talk about

What will your farm be like? What will you write?

Name _____



cow



milk




hen




eggs



apple



apple tree



sheep



jumper




corn



corn cob



bee hive



honey



Learning focus

Comprehension

Instructions

Copy onto card. Children cut out the cards and play concentration. Or they can use the cards to tell a story about a farm.

Talk about

What do we get from cows? Where does honey come from?