

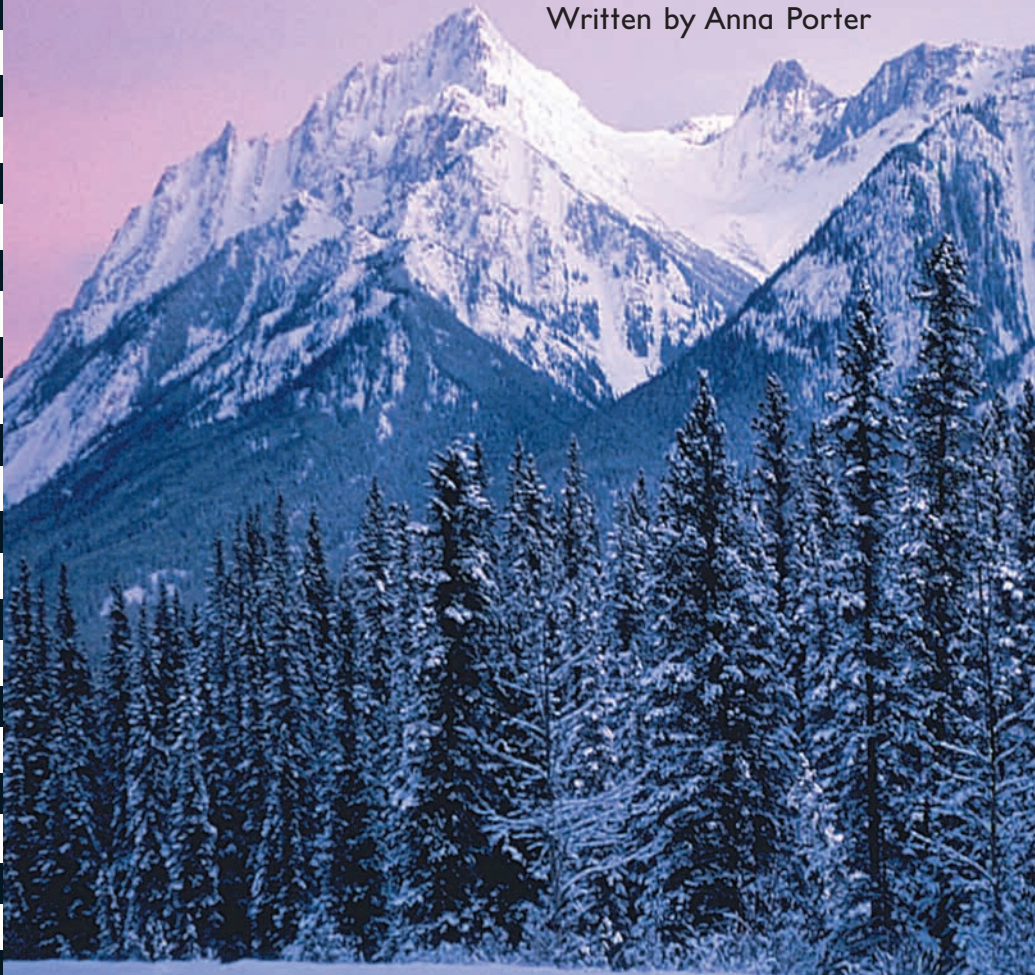


**Teacher Edition**

**AlphaWorld**

# **Mighty Mountains**

Written by Anna Porter



Published edition  
© Eleanor Curtain  
Publishing 2004  
Text © Kerrie Shanahan  
Photographs © Eleanor  
Curtain Publishing

First published 2004

Apart from any fair dealing for the purposes of study, research, criticism or review, as permitted under the Copyright Act of Australia, no part of this book may be reproduced by any process, or transmitted in any form, without permission of the copyright owner. Where copies of part or the whole of this book are made under Part VB of the Copyright Act, the law requires that records of such copying be kept and the copyright owner is entitled to claim payment.

Developed by  
Eleanor Curtain Publishing  
Text: Kerrie Shanahan  
Consultant: Susan Hill  
Designed by  
Alexander Stitt  
Production by  
Publishing Solutions

Printed in China

ISBN 0 7253 3051 1

1 2 3 4 5 6 7 8 9  
04 05 06

## How to use this book



### Before reading: Talkthrough

Talk through the book with the children. Encourage them to predict the text from the cover and the pictures, and to think about the information provided. Direct the children's attention to aspects of the text that may challenge them. Support the children as they deal with these challenges by asking the *Talkthrough* questions on each page.



### During reading: Observe and support

Observe the children as they read and encourage them to monitor their own reading. Help the children to use reading strategies and cues to respond to reading challenges that arise in the text. Interruptions to the child's reading should be minimal and focused on a specific learning need.



### After reading: A range of comprehension and response activities

To develop children's understanding of the text, select from the activities found on page 12 and the inside back cover. These whole text, sentence and word level activities reinforce the teaching focus of this book. Assessment ideas are provided to assist with further teaching plans.

## Selected text features

- Contents page
- Fact files on each double page provide extra information
- Glossary

## Vocabulary

desert, erupts, grassland, island, jungle, lava, mighty, mountains, peaks, steamy, vegetation, volcanic

## Setting the context

You might like to discuss with the children what they know about mountains.


*Who has been to a mountain?*

*Why did you go there?*

*What did it look like?*

*Are there different types of mountains?*

*What are they?*




### Front cover

Show the front cover.

*What can you see on the mountains in this photograph?*

*Do all mountains have snow on them?*



### Title page

Turn to the title page. Point out the title and the author's name.

*This book is called Mighty Mountains.*

*Why do you think the author used the word 'mighty' in the title?*



### **Talkthrough**

Turn to the contents page.

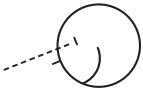
*This page is called a contents page. A contents page tells us what information will be in the book.*

*Where in the book could I find out about volcanic mountains?*

Turn to pages 4–5

*The text says that mountains are found all around the world. Have you ever seen a mountain?*

*Did it look like any of the mountains in these photos?*



### **Observe and support**



Do the children search for a range of cues when they are reading?

If a child makes an error, you might say:

*Try that again and think about what would make sense.*

*Look at the word. What did you notice?*

*Does the photograph give you any clues?*





### **Talkthrough**

Turn to pages 6–7

*These mountains are in very cold places and are very tall.*

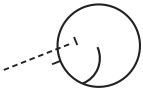
*What are these mountains covered in?*

*The highest mountain in the world is called Mount Everest. Look at the caption. How high is Mount Everest?*

Turn to pages 8–9

*These mountains are in grasslands but they have snow on the top of them. Why do you think this is?*

*What can you see at the bottom of the mountains?*



### **Observe and support**

Can the children identify adjectives?

*There are some words on this page that describe the mountains.*

*What are they?*

*These words are called adjectives. Do you know any other adjectives that could be used to describe mountains?*

## Mountains in very cold places

Some mountains are found in very cold places. Most of these mountains are very tall.

They are covered in snow and ice all year round.




Fact file  
Mount Everest is nearly 9000 metres high. It is the highest mountain on land in the world.



## Mountains in grasslands

Some mountains rise up high above grassy areas. It is warm at the bottom of these mountains, and plants and animals live there.

Some tall mountains in grasslands have ice and snow on the top.



Fact file  
The longest mountain range on land is the Andes in South America. It is 7600 kilometres long.





## **Talkthrough**

Turn to pages 10–11

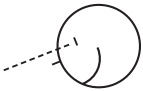
*These mountains are in a jungle. It is hot and steamy in the jungle but cooler at the top of the mountain. There is no snow on these mountains. What do you think is on the top of these mountains?*

*The fact file box says that these are sometimes called cloud forests. Why do you think this is?*

Turn to pages 12–13

*These mountains are in the desert. They are rocky.*

*Do you think any plants would grow on these mountains?*



## **Observe and support**

Are the children able to point out different text features on the page?

*Where is the section heading?*

*Why would a book like this have section headings?*

*Where is other information presented on this page?*

*Why would a book like this have fact files?*



### Mountains in jungles

Some mountains are found in hot and steamy places. Lots of trees and plants grow on these mountains. These mountains are covered in jungle.

It is cooler near the top of these mountains, and they are sometimes covered in mist and snow.



#### Fact file

Many mountains in hot jungles have forests at the top. These are often covered in cloud and are called cloud forests.



### Mountains in deserts

Some mountains are found in deserts. There is very little rain in deserts.

These mountains are rocky. Not much grows on these dry mountains.



#### Fact file

The Mojave Desert in California, USA, has some of the highest rocky mountains.





### **Talkthrough**

Turn to pages 14–15

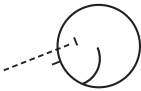
*This is a photo of the top of a mountain. Where is the rest of the mountain?*

*The top of this mountain is an island. What might happen if the water level rose?*

Turn to pages 16–17

*This section is about volcanic mountains. Volcanic mountains have hot lava inside them.*

*What comes out of a volcano when it erupts? Where might the lava go?*



### **Observe and support**

Can the children read the text fluently?

Ask a child to read aloud to you.

*I liked the way you read that. It made it easy for me to understand.*

If the child has difficulty, you might like to model reading the page fluently.

## Mountains under the water

There are lots of mountains under the ocean. They are deep in the ocean and we cannot see them.

But some mountains in the ocean are so tall that they rise up above the water.

The tops of these mountains are islands.



Fact file  
Mauna Kea in Hawaii is the world's tallest mountain. More than half of it is under water. It is 10,205 metres tall.



## Volcanic mountains

Some mountains have hot lava inside them. These mountains are called volcanoes.

When a volcano erupts, red hot lava spurts out. The lava runs down the sides of the mountain.



Fact file  
The largest volcano in the world is Mauna Loa in Hawaii. Hot lava spurts out of the volcano every three or four years.





### **Talkthrough**

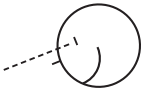
Turn to pages 18–19

*Mountains come in different shapes and sizes. Can you describe the mountains in these photographs?*

Turn to page 20

*This page is the glossary. A glossary tells us what some of the words in the book mean.*

*When would you need to use a glossary?*



### **Observe and support**

Can the children use and understand a glossary?

*This is a glossary. It has a list of words from the book and their meanings. The words are in alphabetical order.*

*Why would the words be presented in alphabetical order in a glossary?*

*This book needs a glossary because some of the words are difficult to understand.*

*Can you tell me the definition of the word 'mist'?*

*What is lava?*

## Conclusion

Mountains are found all over the world.

They are different sizes and shapes.

They are found in hot or cold or dry places and even under the ocean.



## Glossary

desert	a place where it doesn't rain very much
grassland	land that is covered mainly in grass
ice	frozen water
island	a piece of land with water all around it
jungle	a forest that grows in a hot, wet place
lava	hot melted rock that comes out of a volcano
mist	drops of water in the air that look like clouds
snow	white flakes of frozen water that fall from clouds
steamy	when warm air has lots of tiny drops of water in it



## Mighty Mountains



### After reading

#### Being a meaning maker

Encourage the children to support their answers to these questions with evidence from the book:

*Why are some mountains covered in snow?*

*What could happen if this snow melted?*

*Why don't plants grow on mountains in deserts?*

*What is the top of an underwater mountain called?*

*What is a volcano?*

*What might happen if a volcano erupts?*

#### Being a code breaker

Explore the following language features:

- Plurals: mountain/s, volcano/es
- Language of comparison: coldest, highest, largest, longest, tallest
- Hearing sounds: children can listen for words with a long /i/ sound – file, high, ice, inside, mighty, rise, sizes, variety
- Use of adjectives: cooler, flat, hot, pointed, rounded, tall, sharp, steamy

#### Being a text user

*What is the purpose of a glossary?*

*Why does this book have a glossary?*

*What extra information has the author given you in this book?*


*Where do you find this information?*


#### Being a text critic


*What did the author need to know about to write this book?*

*How might she have found out the information?*

## Responding to text

 The children could work in pairs to make their own concept maps about mountains using information from the book.

 The children could use construction materials and coloured paper to make a model of a mountain in the book. They could then write a caption explaining what type of mountain they have made.

 The children could search for adjectives used in the book (cooler, flat, hot, pointed, rounded, sharp, steamy, tall). They could make a list of these to be used in future writing activities.

## Writing links

The children can make their own set of fact file cards, recording the information they know about mountains.


Using the text as a model, write a description. For example, you could write about rivers: *Rivers are found all around the world. Some rivers are very long. Some rivers flow quickly. Some rivers are slow moving. Some rivers have lots of animals living in and around them. Rivers come in different shapes and sizes.*

## Possible assessment focus


---

Can the children:

- understand the extra information given in the fact files?
- identify adjectives used in the text?
- use the glossary?

 whole text activity

 sentence activity

 word activity

# Mighty Mountains

**Topic:** Environment/ Earth

**Curriculum link:** Earth Science

**Text type:** Report

**Reading level:** 15

**Word count:** 246

**Vocabulary:** desert, erupts, grassland, island, jungle, lava, mighty, mountains, peaks, steamy, vegetation, volcanic

---


## Possible literacy focus:

- Using the fact files to gain extra information.
- Examining adjectives and words that compare (highest, tallest).
- Using the glossary.

---

## ESL possibilities:

- Discuss what is inferred in the title of the book.
- Identify and discuss the meaning of descriptive prepositional phrases: on the top, under the ocean, around the world.



## Summary

This book looks at different types of mountains. Some are covered in snow, rocks or even cloud forests!

**AlphaWorld**



ISBN 0-7253-3051-1



9 780725 330514