


Saving Up



Topic: Money

Curriculum link: Society and Environment; Enterprise; Mathematics

Text type: Recount

Reading level: 10

Word count: 189

High-frequency words: I, am, my, up, it, buy, for, you, then, one

Vocabulary: money, saving, special, magazine, ball, ice-cream, comic, cap, puppy

Possible literacy focus:

Understanding the use of direct speech as part of character development and to express thoughts and feelings.

Follow-up activities

PMI

Have the children work cooperatively to use the thinking strategy Plus, Minus and Interesting (PMI), to think about the concept of saving up. Scribe children's ideas on a chart. For example:

Saving up

Plus	Minus	Interesting
Things that are good about saving up	Things that are bad about saving up	Things that are interesting about saving up
You end up with enough money to buy something special.	You miss out on buying some things you want.	You can find ways of earning extra money while you are saving up.

Put yourself in the picture

Ask the children to re-write the book *Saving Up*. They can replace the girls in the book with two different characters, one of which is themselves. The other character could be a sibling or a friend. Ask the children to think about how they might respond in this situation and write about it. Encourage children to use direct speech.

Word hunt

Place large charts on the wall with the following headings:

Words with two syllables	Words ending in 'er'
Words ending in 'ing'	Words ending in 'y'

Ask the children to work in groups to hunt for words in the text to list on these charts. Encourage them to add other words they know.


Let's go shopping



You will need:

magazines and advertising catalogues, scissors, glue, paper

1. Find a picture of something you would like to save up for.
2. Cut it out and paste it on a piece of paper.
3. Make a plan for how you might save up to buy this thing.




Role-play

You will need

cardboard, sticky tape, felt pens, craft sticks

1. On cardboard, draw the two sisters from the book *Saving Up*.
2. Cut out the drawings and stick them on craft sticks to make puppets.
3. Make up a play about the book *Saving Up*.
4. Put your play on for the class.



Name _____

Save, saving, saved

Use these words to finish the sentences.

save	bought	saved	money	saving	buy
------	--------	-------	-------	--------	-----

1. I am _____ up my money for something special.
2. I wanted to _____ a book but I didn't.
3. I am going to spend my _____ on something great.
4. I need to _____ \$20 to buy it.
5. I _____ enough money to buy a new puppy.
6. I am so glad that I _____ my new puppy.





Write and draw.

What would you buy with money you had saved up?






Name _____

Complete the words

Use 'ing' to finish these words.

k _ _ _		w _ _ _	
r _ _ _		st _ _ _	

Use 'ing' to finish these sentences.

	I am runn _ _ _.
	I am read _ _ _.
	I am build _ _ _.
	I am eat _ _ _.
	I am sleep _ _ _.