


The Children's Farm



Topic: Farm/Animal Kingdom/Roles and Responsibilities

Curriculum link: Study of Society

Text type: Recount

Reading level: 13

Word count: 390

Vocabulary: animals, barn, chickens, ducks, farm, goats, horses, lambs, machines, pellets, visitors

Possible literacy focus:

- Identifying the different animals and jobs that need to be done on the farm.
- Finding words that show the text is written in the first person.
- Giving a personal response to the book: Would you like to be a farmer? Why or why not?

Follow-up activities

Guess what!

Write the names of all of the animals onto cards (chickens, ducks, lambs, goats, cows, pig, horse). Children take turns to pick a card from the pile and mime an activity that is needed to look after that particular animal, for example, hand milking the cows. Once someone guesses correctly, they pick a card from the pile and mime. Keep going until all the cards are used.

Understanding text structure – Recounts

Explore the structure of a recount with the children. Recounts retell past experiences. They have a beginning, followed by a series of events and then a conclusion, which may be a personal comment.

Write the following chart on the board. Fill in the chart with the children to show them how this text is structured.

Recount
Beginning
Events
Conclusion

Singular and plural

Write the following words on the board: I, we.

These words are pronouns and they replace names. Pronouns can be singular or plural. The word “I” is singular and “we” is plural.

Ask the children to look for other pronouns in the book and list them under the headings “Singular” and “Plural” (I, they, my, we). Children can also look in other books to identify singular and plural pronouns.

Model farm

You will need:

old boxes, cardboard, scraps of material, cellophane, pipe cleaners, crepe paper, cardboard cylinders, matchsticks, string, sticky tape, scissors, glue, paper, pencils

1. Make a model of a farm.
2. Use a box or a piece of cardboard as the base of the farm.
3. Write labels for your farm.
4. Attach them to the model.
5. Display your model in the classroom.




Design a new machine

You will need:

paper, felt pens, pencils, ruler

1. Design a new machine to milk the cows.
2. Think about how you would care for the cows while they were being milked.
3. Draw your design on paper and include labels.
4. Share your design with the class.




Name _____

More than one

Match the singular and plural words in the lists below.

farm
lamb
goat
duck
animal
cow
egg
chicken
pellet
horse
mother



animals
chickens
horses
eggs
mothers
goats
farms
lambs
ducks
cows
pellets

Now write about one of your favourite animals on the farm.

Instructions Ask the children to find other plural nouns to add to the list that may have more complex rules for forming the plural. Discuss these with the children.

Name _____

At the farm

Write about these pictures.







Instructions Ask the children to add dialogue, if necessary. Remind them to use talking marks if they do.