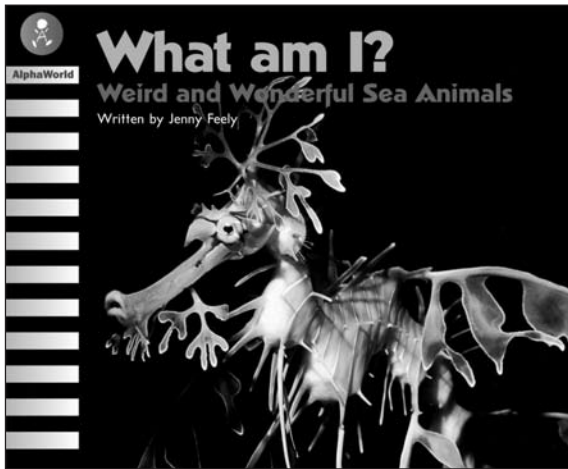


What am I? Weird and Wonderful Sea Animals



Topic: Sea/Animal Kingdom

Curriculum link: Natural Science

Text type: Report/Riddle

Reading level: 17

Word count: 469

Vocabulary: anemones, coral, dragon, poisonous, polyp, protect, seahorse, skeleton, spines, tentacles, urchin

Possible literacy focus:

- Identifying words that show the text is written in the first person.
- Identifying words that show the text is written in the past tense.

Follow-up activities

Understanding text structure: What am I?

Report – Riddle

Explore the structure of a report with the children. Reports provide factual information about a class or group of things. This book is a report but it uses the riddle form of “What am I?” Each riddle has an opening statement and classification, followed by facts about the topic. Clear photographs show the animals in each riddle. Point out to the children that the text is written in the first person, for example: “I look like a plant, but I am an animal.”

Poster chat

Provide the children with lots of posters or pictures of sea creatures. Ask them to choose a picture, look carefully at it and discuss it with a friend. The children then write their own “What am I?” riddles. Allow time for the children to share these with the class.

Identifying main ideas

Ask the children to reread pages 6–9 of the book *What am I? Weird and Wonderful Sea Animals*.

What were the main ideas on these pages?

What message was the author trying to get across?

Point out this sentence in the text: “I look like a plant, but I am an animal.”

Why did the author write this sentence?

Why did she use the word “but”?

How does this change the sentence?

Now reread other sections of the book and identify the main ideas and share them as a group.

Ocean collage

You will need:

paper, pencil, tissue paper, crepe paper, material, cellophane, coloured paper, thick piece of paper or cardboard for the base, scissors, glue, sticky tape

1. Choose one of the animals in the book *What am I?*.
2. Make a collage and have one of the animals hiding in the picture.
3. Write some facts about the animal on a card.
4. Display this with your collage.

Memory game

You will need:


20 cards, scissors, pencils, felt pens, coloured pencils

1. Make a memory game about *What am I?*.
2. Draw the animals on some of the cards. Make two of each card. Write some key words on some other cards. Make two of each card.
3. Now play this game with a friend.
4. Put all the cards face down on the table.
5. The first person picks up two cards. If the cards do match, they keep them and have another turn. If they don't match it is the other person's turn.
6. The game continues until all cards are matched.
7. The person with the most pairs wins.

Name _____

What am I?


Write about these pictures.












Name _____

Create a weird and wonderful creature

Imagine your own weird and wonderful creature. Draw it here and draw its surroundings.



Write about your new weird and wonderful creature.
