


At the Aquarium



Topic: Animals around us

Curriculum link: Living Things; Environment

Text type: Recount

Reading level: 2

Word count: 45

High-frequency words: I, saw, a, at, the

Vocabulary: aquarium, fish, shark, crab, sea star, stingray, animals

Possible literacy focus:

Understanding predictable language structures and anticipating a different key word.

Using pictures to cue meaning.

Managing the return sweep.

Follow-up activities

What do you think?

Talk to the children about the book and their opinions:

What sort of creatures are kept in aquariums?

Do they need to live in salt water or fresh water?

What animals would you keep if you ran the aquarium?

Do you think we should have aquariums for us to visit? Why?

Children could then draw a picture of what they would like to see in the aquarium.

Get the beat

Have the children suggest aquarium animals for a list. Illustrate the list as you go. Select one animal from the list and name it aloud, e.g. stingray. Ask: *How many beats (syllables) are in this word?*

Demonstrate clapping as you say the word, e.g:

clap clap


sting/ray

Repeat with other words.

Give children a page with three columns, headed 1, 2, 3. Have children draw aquarium animals from the list, grouping them according to the number of beats in the animal's name.

Memory game

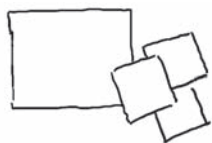
Children use the pattern of the text to play a memory game. In a small group, a child names a creature that they might see at an aquarium. The next child repeats the first thing said plus another creature, and so on. For example, "I saw a fish at the aquarium" and then "I saw a fish and a shark at the aquarium."



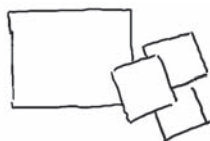
Make a sea mural



You will need:



large piece of paper



coloured paper



blue paint



paint brushes




scissors



glue

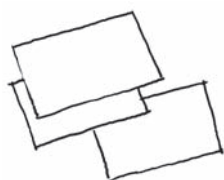
1. Draw sea animals.
2. Cut out the animals.
3. Paste onto the paper.




Sea animal cards




You will need:



cards




pencils



sea animal cards

1. Take a card.
2. Act it.



Name _____

Aquarium animals

Write.

I saw a sea star
at the aquarium.



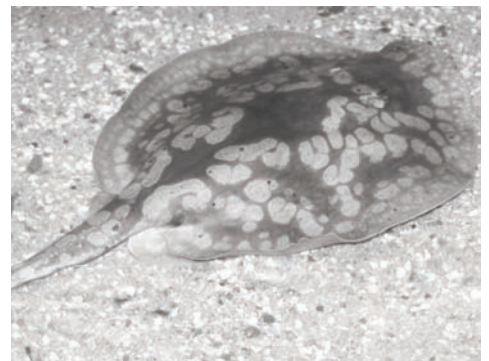
I _____ a shark
_____ the aquarium.



I saw _____ crab
at _____ aquarium.



_____ saw a stingray
_____ the aquarium.

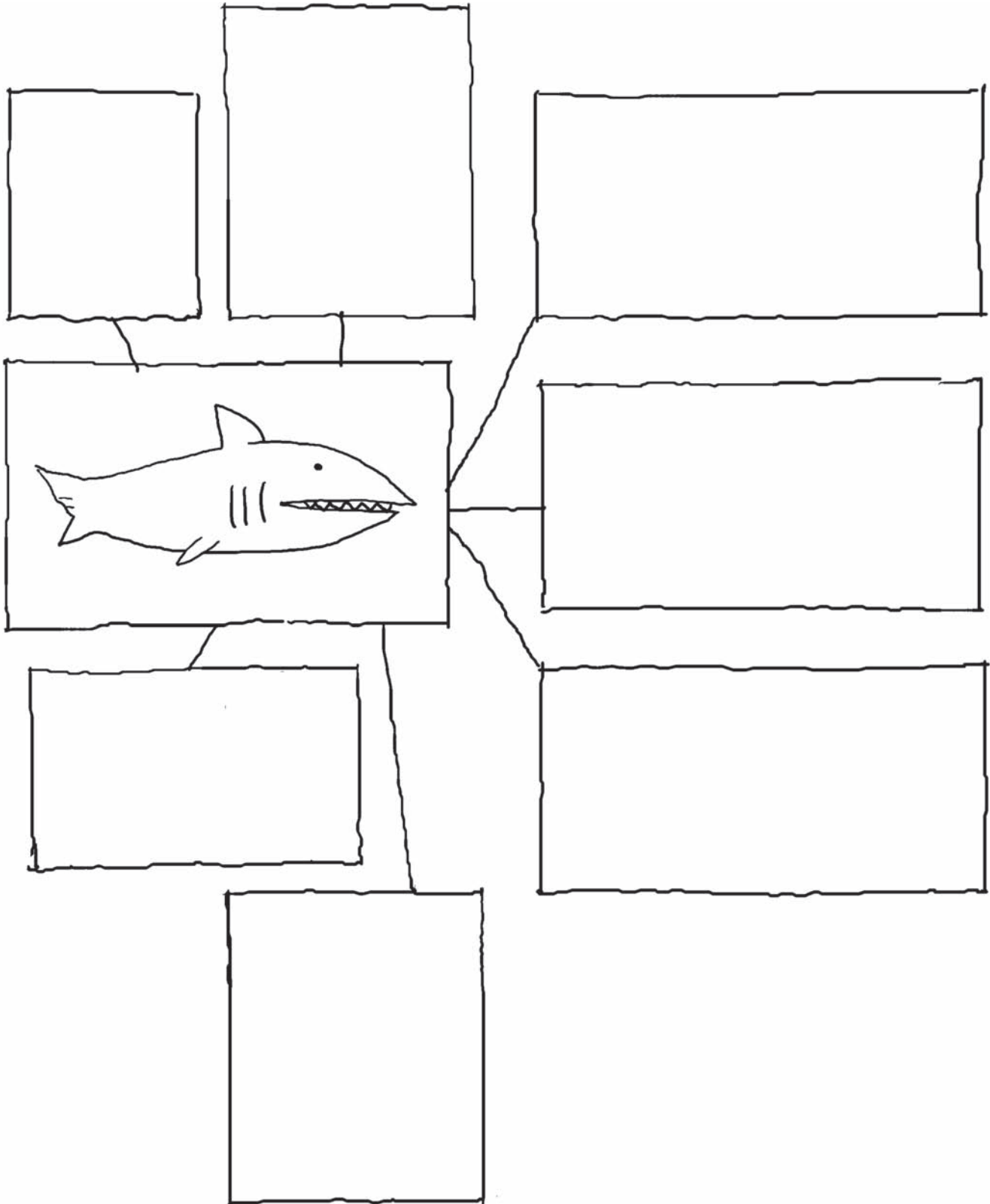


Instructions Ask children to fill in the missing words.

Name _____

Sounds

Draw things that start with the same sound.



Instructions Ask children to draw things that begin with the same sound as shark /sh/.