

## Weather



**Topic:** Weather/Environment/Natural Disasters

**Curriculum link:** Earth Science

**Text type:** Explanation

**Reading level:** 22

**Word count:** 679

**Vocabulary:** air, atmosphere, breeze, clouds, dew, dust storms, electricity, fog, frost, gale, hail, hurricanes, ice crystals, lightning, sandstorms, snow, snowflakes, storms, thunder, thunderstorm, tornadoes, water cycle, water vapour, weather

**Possible literacy focus:**

- Understanding how to read diagrams.
- Using an index.
- Understanding the vocabulary used to describe different weather conditions.

### Follow-up activities

#### Diagrams

Ask the children to look at the following diagrams in the book:

- How wind is formed – page 6
- The water cycle – page 9

Ask the children to work with a partner and discuss each of the diagrams.

*How do they help you to understand the text?*

*Why do you think that the author decided to use diagrams for these two concepts?*

*Do you think that the author could have used other diagrams in the book?*

*Where would they have been useful?*

#### Text features – Contents page and Index

Ask children to locate the contents page and the index.

*What are they for?*

*Why do we need them?*

*How do you use them?*

*What is the difference between the two?*

Ask children to locate topics from both the index and the contents page.

*Can you tell me where I would find information on hurricanes in the book?* (Contents page)

*Where would I find information on dust storms?*

(Index – two pages listed)

#### Poster chat


Provide the children with posters of different types of weather events. Ask them to look carefully at a picture and discuss it with a friend. Then each child could write a description of one of the weather events. Allow time for each child to read their description to a small group. The group can try to guess which weather event is being described.

# Memory game

You will need:





20 cards, scissors, pencils, felt pens, coloured pencils

1. Make a memory game based on *Weather*.
2. Draw different types of weather on ten different cards.
3. On each of the other ten cards, write the name of one of the types of weather you drew.
4. Now play this game with a friend.
5. Mix up the cards and place them face down on the table.
6. The first person picks up two cards to see if they can match a name with a drawing.
7. If they do match, they keep the cards and have another turn.
8. If they don't match, the other person has a turn.
9. The game continues until all the cards are matched.
10. The person with the most pairs wins.




# Weather events

Write about these weather events. What are their special features?

Weather event	Name	Special features
		
		
		
		

# Weather features

Write a definition for each of these words.

Word	Definition
<p>dew</p> 	
<p>fog</p> 	
<p>frost</p> 	
<p>hurricane</p> 	
<p>tornado</p> 