

Hurry Up!



Topic: Family relationships

Curriculum link: Society and Environment; Personal Development; Mathematics

Text type: Recount

Reading level: 5

Word count: 85

High-frequency words: the, to, my, said, she, and, sister, on, hurry, up

Vocabulary: playground, post, snail, drawing, climb, tree, jumped

Possible literacy focus:

Understanding the use of direct speech in a text.

Reading with expression and intonation to enhance meaning.

Follow-up activities

Personal experiences

Use the relationship of the two sisters in the book to discuss the children's relationships with their siblings and other family members.

Ask:

Why was it important that the elder sister waited for the younger one?

Do you think that it was fair of the younger sister to stop along the way? Why?

Are you allowed to go places by yourself? If not, who goes with you?

Are you an older brother or sister? What do you like about it? What don't you like?

Are you a younger brother or sister? What do you like about it? What don't you like?

Do you like doing the same sorts of things that your brother or sister likes?

Rewriting

The book is written from the elder sister's point of view. As a group, rewrite the book including the same information but this time from the point of view of the younger sister. For example: "We were going to the playground. I stopped to swing on a post. My sister said, 'Hurry up!' Then I saw a snail. I stopped to look at it and my sister said, 'Please hurry up!'"

Our walk

Children could retell the story as a comic. Provide paper folded into eighths for the cells of the comic. Encourage the use of speech balloons.

When finished the children can compare their version with the book.

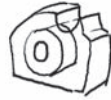
Stick puppet play



You will need:



craft sticks




sticky tape



cardboard



textas



1. Draw two sisters.
2. Cut them out.
3. Stick onto craft sticks.
4. Make a puppet play.

Speech balloons



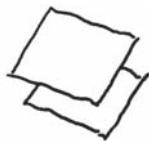
You will need:



paper plate




speech balloon made from card



coloured paper

1. Make the big sister.
2. Write what the sister said.



Name _____

In the right order

Cut and paste.



My sister stopped to draw on the ground.



My sister stopped to look at a snail.



My sister jumped off the seat. "Hurry up!" she said.



Then she stopped to walk on a seat.



On the way to the playground my sister stopped to swing on a pole.



My sister stopped to climb a tree.



Instructions Ask children to cut out the pictures and put them in the right order to match the book. Provide another piece of paper for the children to assemble the story in the correct order.

Name _____

Strip book

Make a strip book.

Use these words: she, look, on, can, the, up, a, said, to, and, I, hurry.

On the way to ___ ___ playground
my sister stopped ___ ___ swing on a pole.
“Hurry up!” I ___ ___ .



My sister stopped
to ___ ___ ___ at a snail.
“Please hurry ___ ___!” I said.



She stopped to draw ___ ___ the ground.
“Stop drawing
___ ___ please hurry up!” I said.



Then ___ ___ stopped to walk on a seat.
“___ ___ you hurry up?” I said.



My sister jumped off the seat.
“___ ___ ___ up!” she said.



Instructions Ask children to use the words above the table to complete each sentence. Children can then cut out the strips and staple to make a book.